



**VAAAL UNIVERSITY
OF TECHNOLOGY**
Inspiring thought. Shaping talent.

IT Services

- +27(0)16 950 9111
- it_support@vut.ac.za

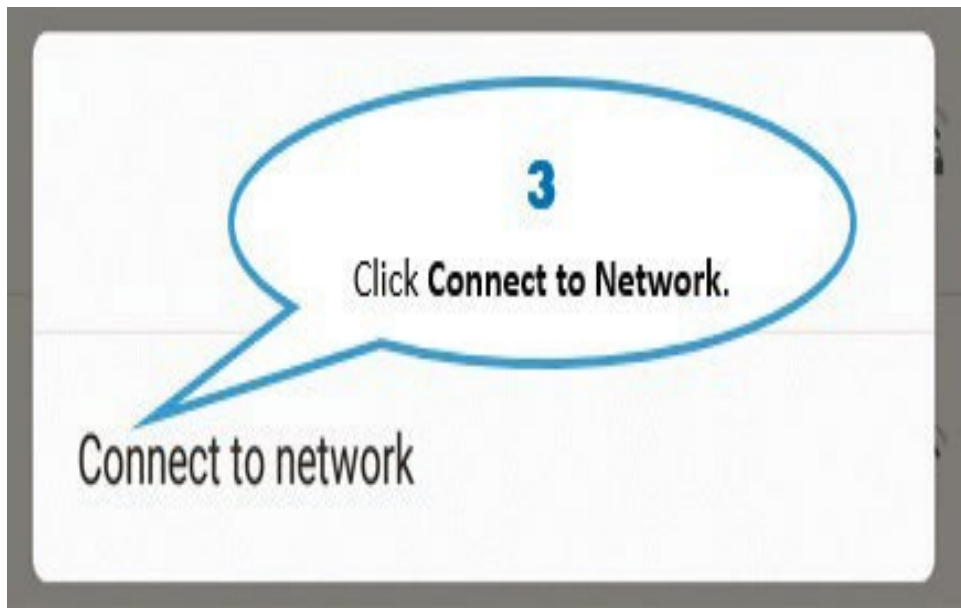
VUT WI-FI

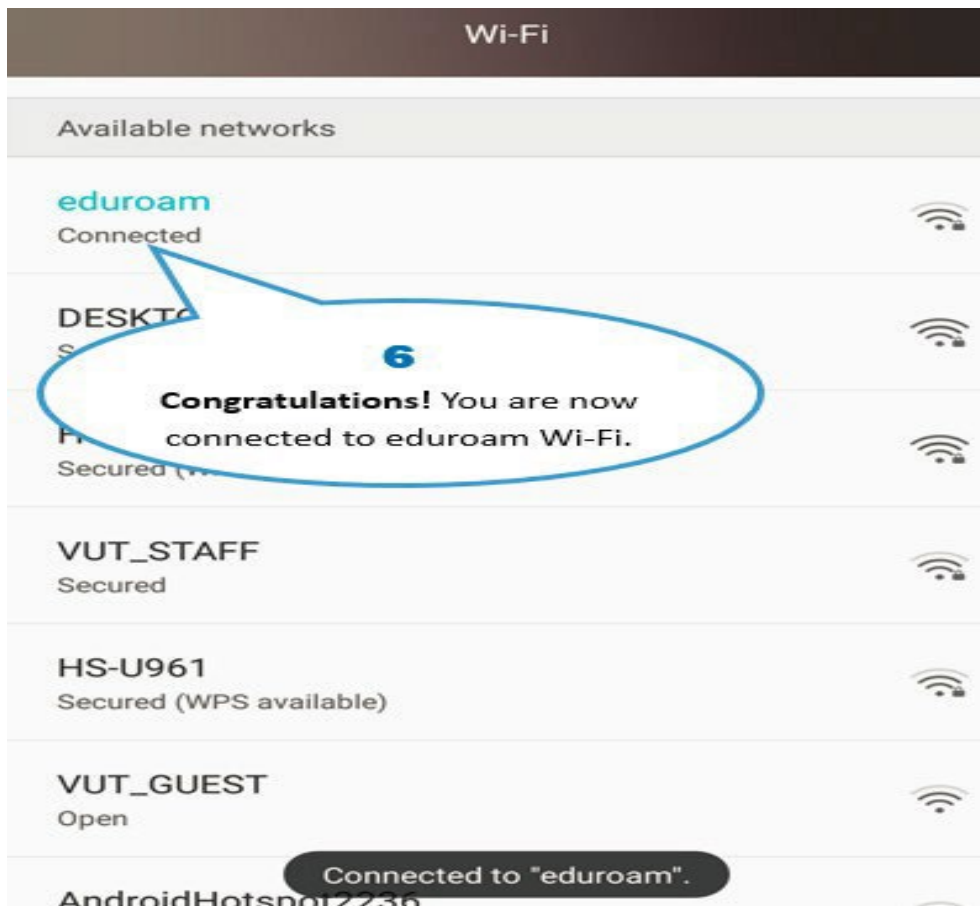
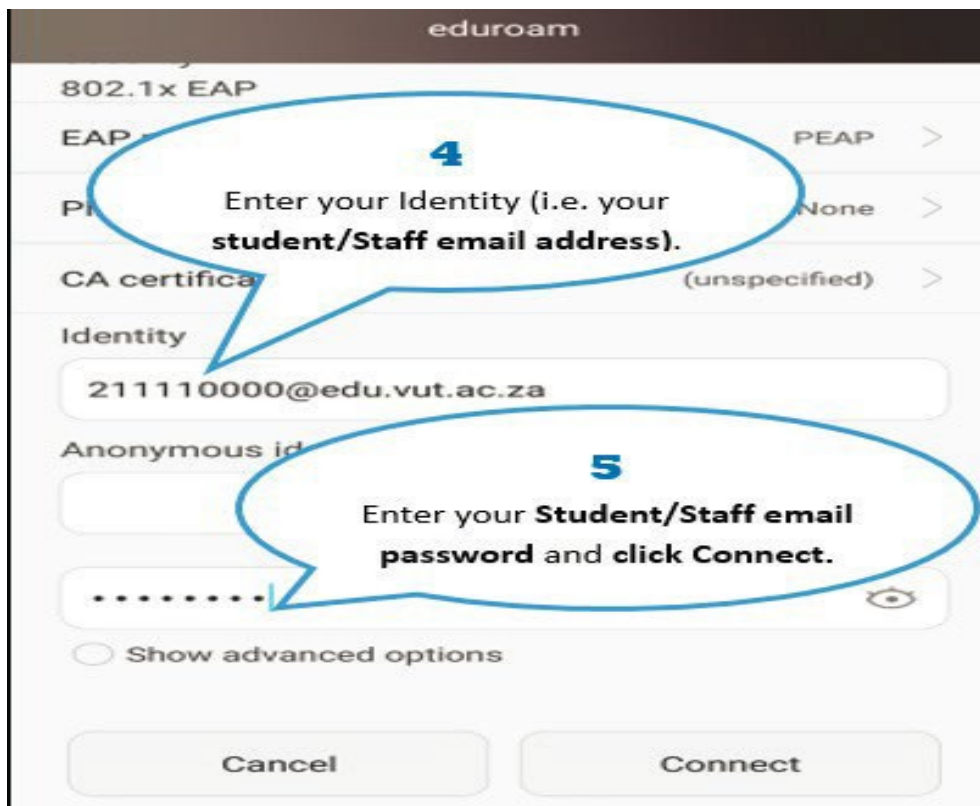


Staff Self-Service – How to Login to EDUROAM

Follow steps below to connect:







Other Configuration Settings:

When a dialog box prompts you to enter configurations settings, enter the following:

*EAP method: PEAP

*Phase 2 authentication: MSCHAPV2

*CA certificate: leave as blank / unspecified / Do not validate

*Identity: username@edu.vut.ac.za or username@vut.ac.za (Where "username" is your student number or staff number)

*Anonymous identity: leave this field blank

*Password: VUT E-MAIL password

*IP settings: DHCP (you may have to show advanced options to view this field)
Tap Connect (or Ok)

NOTE: If you have Updated your Password to a New Password:

*Right click on Eduroam connection then click forget network

*Follow from Step 1 to re-connect to Eduroam

If you have forgotten your Password

Click [here](#) to Reset Password

{For step by step guide use link}

If you still cannot connect to Eduroam after following above steps

Contact Help Desk

it_support@vut.ac.za

NB: 24hr turnaround time for emails.

016 950 9111

Operating Hours:

07:45am – 4:30pm Weekdays

Closed on Weekends

Closed on Holidays